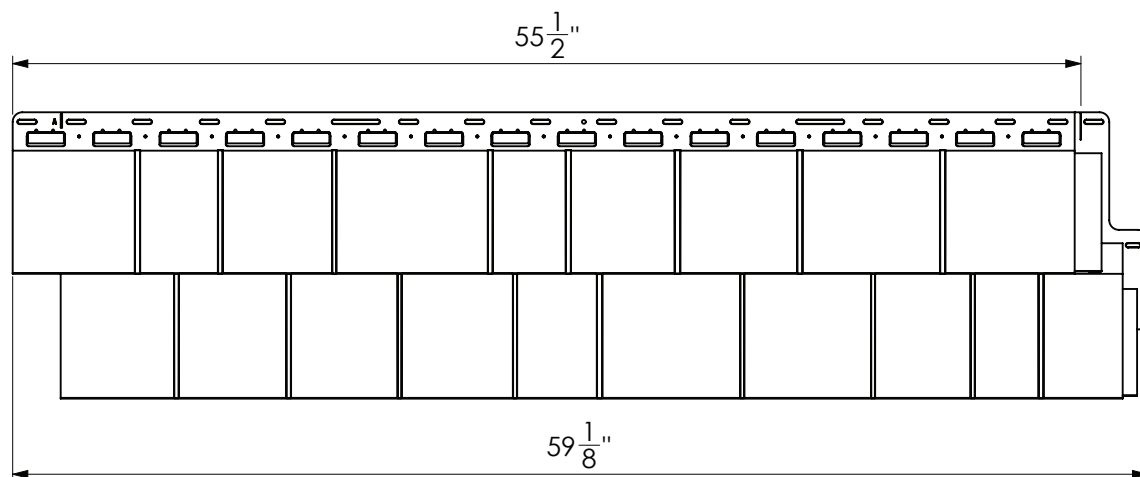
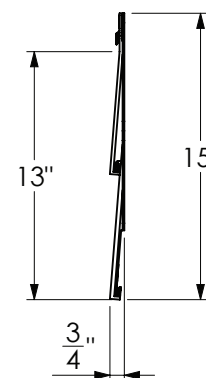




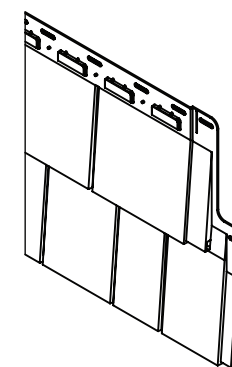
ROUGHSAWN CEDAR DUAL PANEL



FRONT ELEVATION



SIDE ELEVATION



PERSPECTIVE

Scale: 1:10

Revision Date: 06/19/2020

Derby Building Products
160, rue des Grands-Lacs
Saint-Augustin-de-Desmaures
Quebec CANADA G3A 2K1
(844) 698-2636
www.QCshake.com

Available Colors:

- | | | |
|--|---------------------------------------|--|
| <input type="checkbox"/> Ashwood Gray | <input type="checkbox"/> Denim Blue | <input type="checkbox"/> Antique Gray |
| <input type="checkbox"/> Barn Red | <input type="checkbox"/> Desert Clay | <input type="checkbox"/> Autumn Cedar |
| <input type="checkbox"/> Classic White | <input type="checkbox"/> Desert Sand | <input type="checkbox"/> Harvest Cedar |
| <input type="checkbox"/> Coastal Brown | <input type="checkbox"/> Mariner Blue | <input type="checkbox"/> Newport Cedar |
| <input type="checkbox"/> Coastal Clay | <input type="checkbox"/> Slate Gray | <input type="checkbox"/> Seaside Gray |
| <input type="checkbox"/> Cypress Green | | |

NOTES:

1. INSTALLATION TO BE COMPLETED IN ACCORDANCE WITH MANUFACTURER'S SPECIFICATIONS.
2. DO NOT SCALE PRINTED DRAWING.
3. THIS DRAWING IS INTENDED FOR USE BY ARCHITECTS, ENGINEERS, CONTRACTORS, CONSULTANTS AND DESIGN PROFESSIONALS FOR PLANNING PURPOSES ONLY.
4. THESE DRAWINGS ARE PUBLISHED AS AN INFORMATION GUIDE ONLY. THEY DO NOT CONTAIN FULL DETAILS REQUIRED FOR CONSTRUCTION AND MUST BE READ IN CONJUNCTION WITH INSTALLATION INSTRUCTIONS ON WWW.QCSHAKE.COM.