








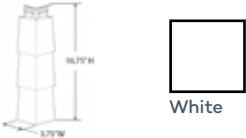



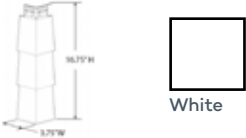



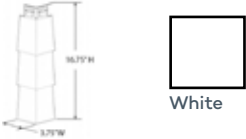


**HOW TO BUY BEACH HOUSE SHAKE:**

**1. CHOOSE COLOR**  
- 4 Options

**2. CHOOSE CORNER OPTION:**  
- Matching Corner  
- Vinyl Outside Corner Post

**3. CHOOSE ACCESSORIES:**  
- ¾" J-Channel

**4. STARTER STRIP (Required):**  
- Universal Starter Strip

Colors	Corner Options Matching Shake or Vinyl OSCP - ¾"	Accessories ¾" J-Channel	Universal Starter Strip (Required)
 Atlantica	 Atlantica / Light Gray    White	 Atlantica / Light Gray    White    Char / Black	
 Hatteras	 White	 Hatteras    White    Char / Black	
 Pacifica	 White	 Pacifica    White    Char / Black	
 Sandcastle	 White	 Sandcastle    White    Char / Black	

**BEACH HOUSE SHAKE PRODUCT SPECIFICATIONS:**

**Beach House Shake - Panel**

Finished Exposure: 42.63" w X 15" h  
Shingle Exposure: 5"  
Squares per box: ½  
Panels per box: 11  
Boxes per pallet: 28  
Squares per pallet: 14



**Beach House Shake Corner**

Dimensions: 3.75" w X 3.75" d X 15" h  
Pieces per box: 5  
Linear ft. per box: 6.25



**Universal Starter Strip (Required for Panels)**

Dimensions    Pieces/Box    Linear ft./box  
10 ft.            25                250



**¾" J-Channel**

Length            Pieces/Box            Linear ft./box  
12 ft. 6 in.        40                      500



**¾" Outside Corner Post**

Length            Pieces/Box            Linear ft./box  
10 ft.              10                      100



Pacifica